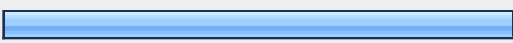
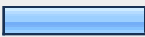
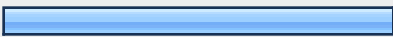












February 2010 Parent Survey





1. Gender			
		Response Percent	Response Count
Female		78.4%	58
Male		21.6%	16
		<i>answered question</i>	74
		<i>skipped question</i>	1





2. Number of children attending St. Pius X Grade School			
		Response Percent	Response Count
One		60.0%	45
Two or More		40.0%	30
		<i>answered question</i>	75
		<i>skipped question</i>	0



3. The report card provides me with all of the information I desire regarding my child's progress.			
		Response Percent	Response Count
Strongly Agree		16.9%	12
Agree		67.6%	48
Disagree		15.5%	11
Strongly Disagree		0.0%	0
		Comment	15
		<i>answered question</i>	71
		<i>skipped question</i>	4

4. As related to academic content areas, I understand what the standards are.			
		Response Percent	Response Count
Strongly Agree		19.7%	14
Agree		70.4%	50
Disagree		9.9%	7
Strongly Disagree		0.0%	0
Comment			4
<i>answered question</i>			71
<i>skipped question</i>			4





5. In the primary grades, I understand what the letters N, P, and S mean in the assessment of my child's learning.			
		Response Percent	Response Count
Strongly Agree		43.7%	31
Agree		50.7%	36
Disagree		5.6%	4
Strongly Disagree		0.0%	0
Comment			1
<i>answered question</i>			71
<i>skipped question</i>			4

6. I understand what the symbols " + ", " / ", and " - " mean in the assessment of my child's mastery of the standards.			
		Response Percent	Response Count
Strongly Agree		31.0%	22
Agree		57.7%	41
Disagree		7.0%	5
Strongly Disagree		4.2%	3
Comment			6
answered question			71
skipped question			4

7. I understand the relationship between the letter grade my child earns and the symbols indicating the mastery of the standards.			
		Response Percent	Response Count
Strongly Agree		28.2%	20
Agree		59.2%	42
Disagree		11.3%	8
Strongly Disagree		1.4%	1
Comment			7
answered question			71
skipped question			4

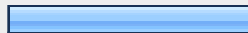


8. I value the information I receive when I engage in face-to-face Student - Parent - Teacher Conferences.			
		Response Percent	Response Count
Strongly Agree		71.8%	51
Agree		28.2%	20
Disagree		0.0%	0
Strongly Disagree		0.0%	0
Comment			5
<i>answered question</i>			71
<i>skipped question</i>			4

9. Please rate the following options for Student - Parent - Teacher Conferences from most-desirable to least-desirable.					
	Most Desirable	Desirable	Least Desirable	Rating Average	Response Count
Conferences after the first and second academic quarter	14.0% (7)	44.0% (22)	42.0% (21)	2.28	50
Conferences after the first and third academic quarter	42.6% (23)	35.2% (19)	22.2% (12)	1.80	54
Conferences after the first, second, and third quarter	55.1% (38)	18.8% (13)	26.1% (18)	1.71	69
Other (please specify)					4
<i>answered question</i>					71
<i>skipped question</i>					4





10. The most appropriate grade level to introduce the basic anatomy of reproduction is 4th Grade.			
		Response Percent	Response Count
Strongly Agree		14.1%	10
Agree		63.4%	45
Disagree		16.9%	12
Strongly Disagree		5.6%	4
		Other (please specify)	15
		<i>answered question</i>	71
		<i>skipped question</i>	4





11. At home, I am comfortable discussing subsequent questions that my child may have regarding the Human Growth & Development curriculum.			
		Response Percent	Response Count
Strongly Agree		52.1%	37
Agree		47.9%	34
Disagree		0.0%	0
Strongly Disagree		0.0%	0
		<i>answered question</i>	71
		<i>skipped question</i>	4

12. It is important for teachers to acknowledge all questions that students may ask in reference to the Human Growth & Development curriculum.





		Response Percent	Response Count
Strongly Agree		36.6%	26
Agree		54.9%	39
Disagree		8.5%	6
Strongly Disagree		0.0%	0
		<i>answered question</i>	71
		<i>skipped question</i>	4




13. It is appropriate for teachers to answer all questions that students may ask in reference to the Human Growth & Development curriculum.




		Response Percent	Response Count
Strongly Agree		26.8%	19
Agree		31.0%	22
Disagree		38.0%	27
Strongly Disagree		4.2%	3
		<i>answered question</i>	71
		<i>skipped question</i>	4




14. There are some topics covered in the Human Growth & Development curriculum that would be best covered in a single-gender setting.			
		Response Percent	Response Count
Strongly Agree		32.4%	23
Agree		56.3%	40
Disagree		8.5%	6
Strongly Disagree		2.8%	2
		answered question	71
		skipped question	4





15. Please add any addition comments here:		
		Response Count
		12
		answered question
		12
		skipped question
		63

16. My child receives an appropriate amount of homework for his / her grade level.			
		Response Percent	Response Count
Strongly Agree		17.6%	12
Agree		61.8%	42
Disagree		17.6%	12
Strongly Disagree		2.9%	2
		Other (please specify)	14
		answered question	68
		skipped question	7





17. The majority of the homework my child receives facilitates his / her learning of the content.			
		Response Percent	Response Count
Strongly Agree		22.1%	15
Agree		69.1%	47
Disagree		8.8%	6
Strongly Disagree		0.0%	0
		Other (please specify)	8
		<i>answered question</i>	68
		<i>skipped question</i>	7




18. The academic program at St. Pius X is rigorous enough to meet my child's needs.			
		Response Percent	Response Count
Strongly Agree		17.6%	12
Agree		76.5%	52
Disagree		5.9%	4
Strongly Disagree		0.0%	0
		Other (please specify)	5
		<i>answered question</i>	68
		<i>skipped question</i>	7





19. Exposure to cultures beyond my own is beneficial to the learning environment.			
		Response Percent	Response Count
Strongly Agree		60.3%	41
Agree		38.2%	26
Disagree		0.0%	0
Strongly Disagree		1.5%	1
Other (please specify)			1
answered question			68
skipped question			7

20. A World Cultures class as a supplemental content area would be a valuable addition to the curriculum.			
		Response Percent	Response Count
Strongly Agree		47.1%	32
Agree		47.1%	32
Disagree		4.4%	3
Strongly Disagree		1.5%	1
Other (please specify)			3
answered question			68
skipped question			7





21. How often do you access the following online communication tools?							
	Daily	Weekly	Bi-monthly	Monthly	Never	Never - Child in 3K/4K/5K	Response Count
Homework Wiki	19.4% (13)	25.4% (17)	4.5% (3)	6.0% (4)	23.9% (16)	20.9% (14)	67
StandardsScore (my child's grades online)	1.5% (1)	13.8% (9)	6.2% (4)	30.8% (20)	15.4% (10)	32.3% (21)	65
School Website	0.0% (0)	22.7% (15)	19.7% (13)	27.3% (18)	15.2% (10)	15.2% (10)	66
Other (please specify)							7
answered question							68
skipped question							7

22. I am confident St. Pius X will prepare my child for success in high school.			
		Response Percent	Response Count
Strongly Agree		32.4%	22
Agree		58.8%	40
Disagree		7.4%	5
Strongly Disagree		1.5%	1
Other (please specify)			8
answered question			68
skipped question			7





23. If you have had a recent graduate of St. Pius X, do you feel your child was well prepared for high school?			
		Response Percent	Response Count
Yes		23.5%	16
No		13.2%	9
Not Applicable		63.2%	43
		Other (please specify)	6
		<i>answered question</i>	68
		<i>skipped question</i>	7





24. The Friday Folders provide adequate basic communication between the teacher and the parent.			
		Response Percent	Response Count
Strongly Agree		29.4%	20
Agree		63.2%	43
Disagree		5.9%	4
Strongly Disagree		1.5%	1
		Other (please specify)	5
		<i>answered question</i>	68
		<i>skipped question</i>	7



25. St. Pius X made me feel welcome as a new member of the school. (Please answer regardless of when you joined the school.)




		Response Percent	Response Count
Strongly Agree		41.2%	28
Agree		52.9%	36
Disagree		2.9%	2
Strongly Disagree		2.9%	2
Other (please specify)			3
		answered question	68
		skipped question	7




26. Other families made me feel welcome as a new member of the school. (Please answer regardless of when you joined the school.)


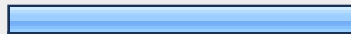


		Response Percent	Response Count
Strongly Agree		33.8%	23
Agree		60.3%	41
Disagree		2.9%	2
Strongly Disagree		2.9%	2
Other (please specify)			4
		answered question	68
		skipped question	7





27. The school provides me with enough information and opportunity to become involved in the school community.			Response Percent	Response Count
Strongly Agree			51.5%	35
Agree			44.1%	30
Disagree			2.9%	2
Strongly Disagree			1.5%	1
			Other (please specify)	2
			answered question	68
			skipped question	7

28. I like the 2:00 pm Early Release on Wednesdays.			Response Percent	Response Count
Yes			73.5%	50
No			26.5%	18
			Other (please specify)	14
			answered question	68
			skipped question	7

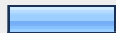




29. I understand what service learning is.			
		Response Percent	Response Count
Fully Understand		47.1%	32
Somewhat Understand		42.6%	29
Do Not Understand		10.3%	7
		Other (please specify)	1
		answered question	68
		skipped question	7

30. The parent bears the primary responsibility for getting the student to school on time.			
		Response Percent	Response Count
Strongly Agree		69.1%	47
Agree		29.4%	20
Disagree		1.5%	1
Strongly Disagree		0.0%	0
		Other (please specify)	6
		answered question	68
		skipped question	7


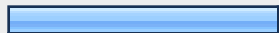


31. Technology is effectively utilized in the instruction of students at St. Pius X.				
			Response Percent	Response Count
Strongly Agree			30.9%	21
Agree			52.9%	36
Disagree			1.5%	1
Strongly Disagree			0.0%	0
Insufficient Information			14.7%	10
			Other (please specify)	2
			<i>answered question</i>	68
			<i>skipped question</i>	7

32. Technology is effectively utilized in the assessment of student learning at St. Pius X.				
			Response Percent	Response Count
Strongly Agree			19.1%	13
Agree			52.9%	36
Disagree			1.5%	1
Strongly Disagree			0.0%	0
Insufficient Information			26.5%	18
			Other (please specify)	2
			<i>answered question</i>	68
			<i>skipped question</i>	7



33. I understand the role of the Athletic Committee in the school / parish community. (Students may engage in school / parish sponsored competitive athletics beginning in Grade 5.)




		Response Percent	Response Count
Strongly Agree		16.2%	11
Agree		35.3%	24
Disagree		11.8%	8
Strongly Disagree		4.4%	3
Not Applicable		32.4%	22
		Other (please specify)	3
		<i>answered question</i>	68
		<i>skipped question</i>	7




34. I am satisfied with the overall skill development of individual students within the Athletic Program.



		Response Percent	Response Count
Strongly Agree		4.4%	3
Agree		41.2%	28
Disagree		7.4%	5
Strongly Disagree		0.0%	0
Not Applicable		47.1%	32
		Other (please specify)	2
		<i>answered question</i>	68
		<i>skipped question</i>	7




35. The time requirement for each of the listed options in the Tuition Reduction Program is fair given the amount of money deducted from tuition.				
	Yes	Too Little Time	Too Much Time	Response Count
Auction	79.4% (54)	16.2% (11)	4.4% (3)	68
Bingo	89.7% (61)	2.9% (2)	7.4% (5)	68
Skate Night	88.2% (60)	4.4% (3)	7.4% (5)	68
SCRIP Sales & Market Day	83.8% (57)	10.3% (7)	5.9% (4)	68
			Other (please specify)	7
			answered question	68
			skipped question	7

36. Families who fail to fulfill their commitment to their chosen activity for the Tuition Reduction Program should have a pro-rated amount added to their tuition for the current school year.			
		Response Percent	Response Count
Yes		91.2%	62
No		8.8%	6
		Other (please specify)	13
		answered question	68
		skipped question	7

37. I understand the role of the Home & School Association in the school community.			
		Response Percent	Response Count
Fully Understand		50.7%	34
Somewhat Understand		41.8%	28
Do Not Understand		7.5%	5
		Other (please specify)	1
		answered question	67
		skipped question	8

38. The number of general Home & School meetings throughout the year (5 per year) is sufficient.			
		Response Percent	Response Count
Correct Number of Meetings		80.6%	54
Too few Meetings		9.0%	6
Too Many Meetings		10.4%	7
		Other (please specify)	2
		answered question	67
		skipped question	8

39. The general Home & School Meetings are worth my time to attend.			
		Response Percent	Response Count
Yes		82.1%	55
No		17.9%	12
		Other (please specify)	8
		answered question	67
		skipped question	8

40. participation in Home & School-sponsored events makes me feel more involved in the school community.				
			Response Percent	Response Count
Strongly Agree			34.3%	23
Agree			56.7%	38
Disagree			9.0%	6
Strongly Disagree			0.0%	0
Other (please specify)				2
answered question				67
skipped question				8

41. For each Home & School-sponsored event listed indicate your interest level.					
	Attended / Planning to Attend	Interested but Unable to Attend	No Interest	Do Not Know What This Is	Response Count
Back to the 80's Night	26.9% (18)	37.3% (25)	32.8% (22)	3.0% (2)	67
Tailgate Party	20.9% (14)	38.8% (26)	37.3% (25)	3.0% (2)	67
Bunco Night	20.9% (14)	26.9% (18)	44.8% (30)	7.5% (5)	67
Father Daughter Dinner Dance	37.3% (25)	25.4% (17)	35.8% (24)	1.5% (1)	67
Mother Son Dinner Dance	38.8% (26)	16.4% (11)	41.8% (28)	3.0% (2)	67
Games Night	50.7% (34)	14.9% (10)	26.9% (18)	7.5% (5)	67
End-of-Year Carnival	71.6% (48)	9.0% (6)	11.9% (8)	7.5% (5)	67
Other (please specify)					9
answered question					67
skipped question					8