

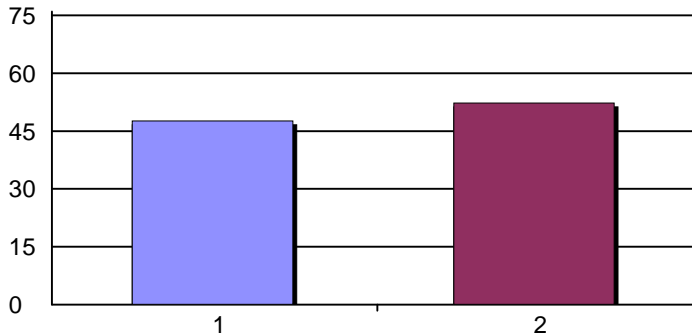
Report Title

Creation Date: 2/10/2009

Time Interval: 1/21/2009 to 1/28/2009

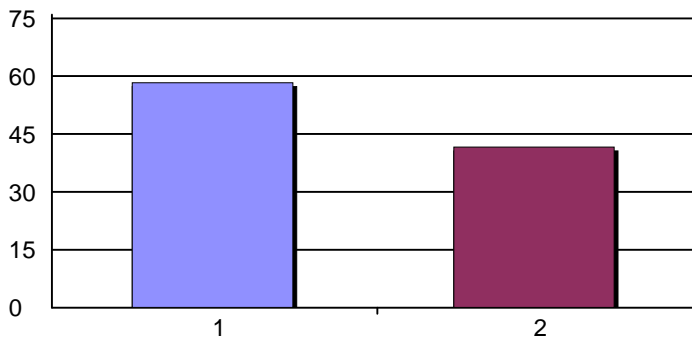
Total Respondents: 109

Demographical information:



1. Male 51 48%
2. Female 56 52%
Total Responses: 107
Mean: 1.52 Standard Deviation: 0.50

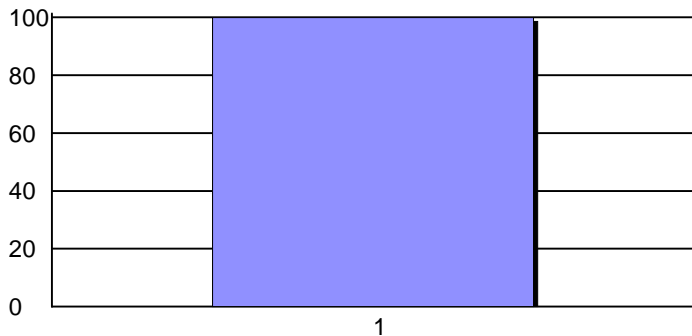
Number of children



1. One 63 58%
2. Two or more 45 42%
Total Responses: 108
Mean: 1.42 Standard Deviation: 0.50

Grade Level of child / children attending St. Pius X Grade School: Check all that apply.

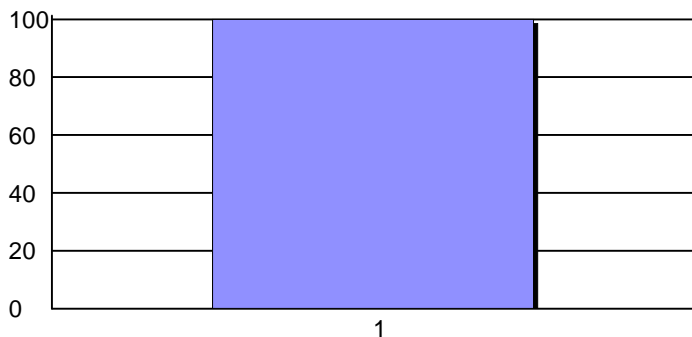
Primary (3K - 2)



1. True 65 100%
Total Responses: 65
Mean: 1.00 Standard Deviation: 0.00

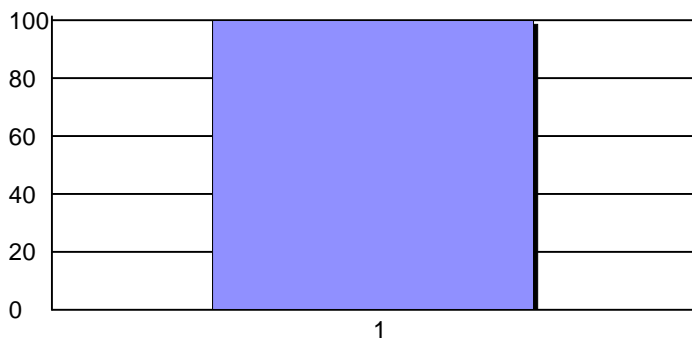
Report Title

Intermediate (3 - 5)



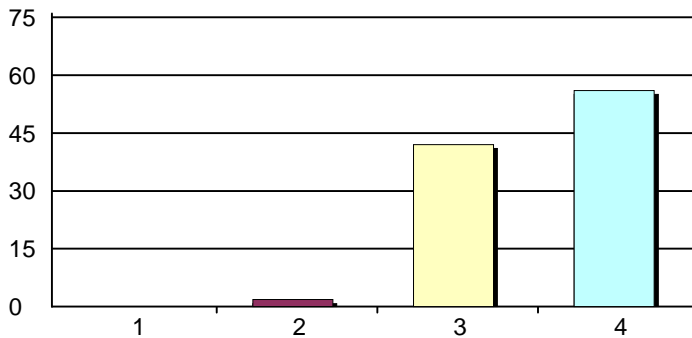
1. True 36 100%
 Total Responses: 36
 Mean: 1.00 Standard Deviation: 0.00

Middle School (6 - 8)



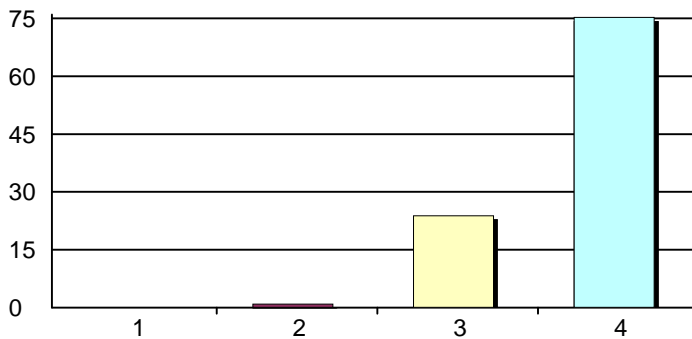
1. True 39 100%
 Total Responses: 39
 Mean: 1.00 Standard Deviation: 0.00

1. The principal provides effective administration for the school.



1. Strongly Disagree 0 0%
 2. Disagree 2 2%
 3. Agree 45 42%
 4. Strongly Agree 60 56%
 Total Responses: 107
 Mean: 3.54 Standard Deviation: 0.54

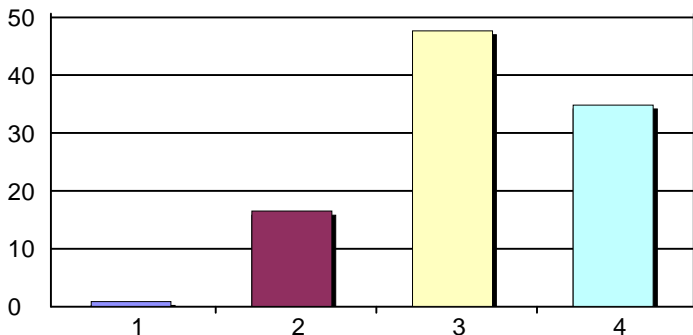
2. I feel welcome at the school.



1. Strongly Disagree 0 0%
 2. Disagree 1 1%
 3. Agree 26 24%
 4. Strongly Agree 82 75%
 Total Responses: 109
 Mean: 3.74 Standard Deviation: 0.46

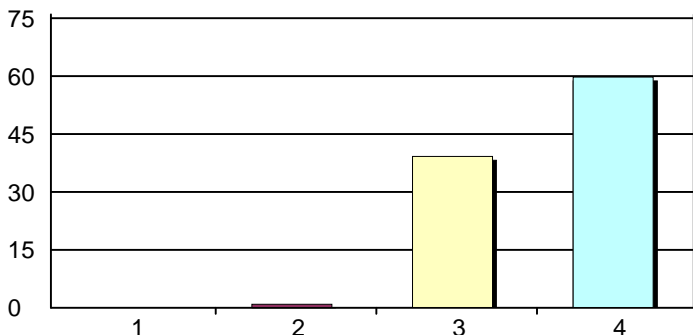
Report Title

3. I understand the role of the School Committee in the school community.



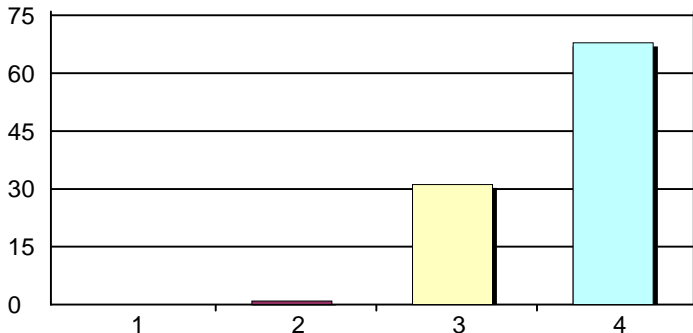
1. Strongly Disagree	1	1%
2. Disagree	18	17%
3. Agree	52	48%
4. Strongly Agree	38	35%
Total Responses:	109	
Mean: 3.17	Standard Deviation: 0.73	

4. Overall I am satisfied with the quality of the whole educational experience my child receives.



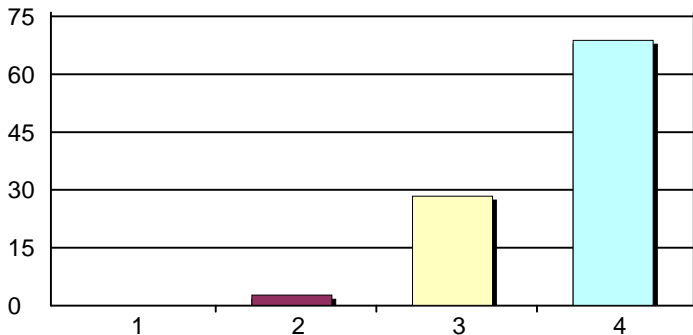
1. Strongly Disagree	0	0%
2. Disagree	1	1%
3. Agree	42	39%
4. Strongly Agree	64	60%
Total Responses:	107	
Mean: 3.59	Standard Deviation: 0.51	

5. Teachers treat students with respect at St. Pius X.



1. Strongly Disagree	0	0%
2. Disagree	1	1%
3. Agree	34	31%
4. Strongly Agree	74	68%
Total Responses:	109	
Mean: 3.67	Standard Deviation: 0.49	

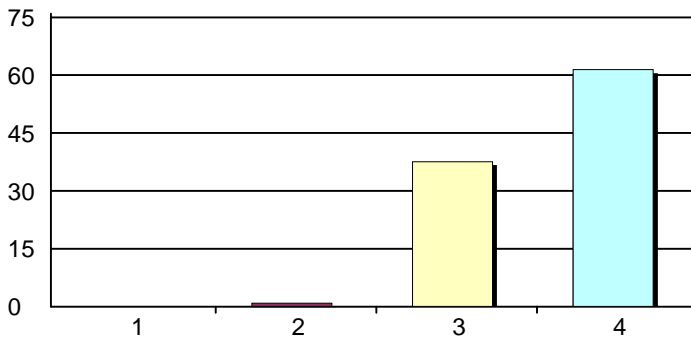
6. Sufficient opportunities exist for parents to become involved at St. Pius X.



1. Strongly Disagree	0	0%
2. Disagree	3	3%
3. Agree	31	28%
4. Strongly Agree	75	69%
Total Responses:	109	
Mean: 3.66	Standard Deviation: 0.53	

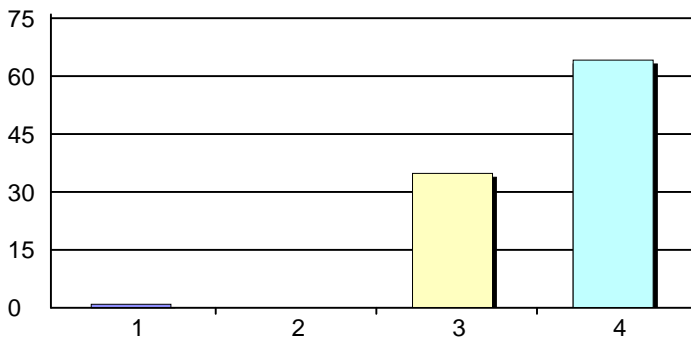
Report Title

7. I am satisfied with the amount of religious education my child receives.



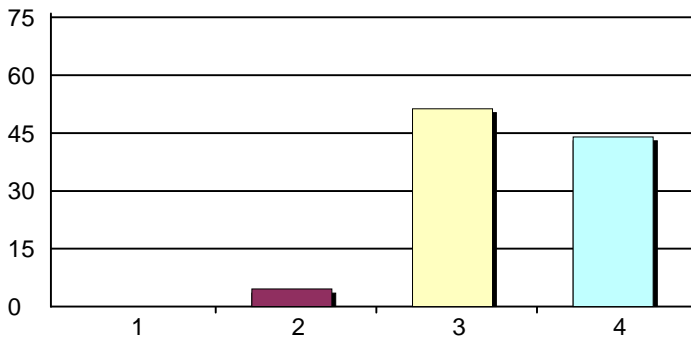
1. Strongly Disagree	0	0%
2. Disagree	1	1%
3. Agree	41	38%
4. Strongly Agree	67	61%
Total Responses:	109	
Mean: 3.61	Standard Deviation: 0.51	

8. Service to others is an important component of my child's overall development at St. Pius X.



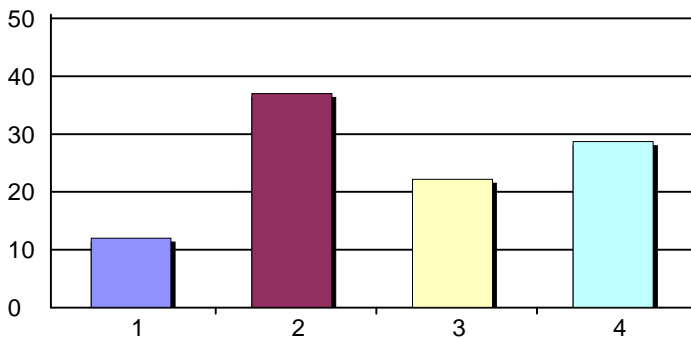
1. Strongly Disagree	1	1%
2. Disagree	0	0%
3. Agree	38	35%
4. Strongly Agree	70	64%
Total Responses:	109	
Mean: 3.62	Standard Deviation: 0.54	

9. I am informed in a timely manner regarding needs / concerns of my child.



1. Strongly Disagree	0	0%
2. Disagree	5	5%
3. Agree	56	51%
4. Strongly Agree	48	44%
Total Responses:	109	
Mean: 3.39	Standard Deviation: 0.58	

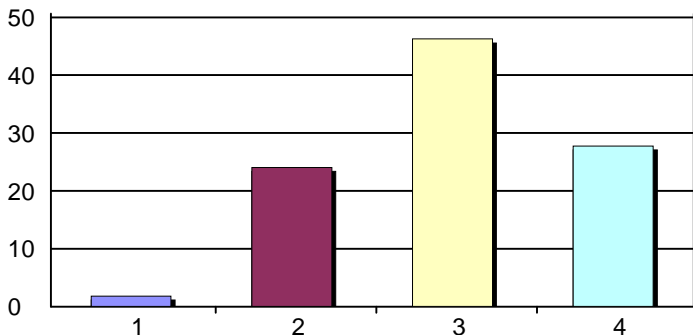
10. I access the St. Pius X website for information at least once per month.



1. Strongly Disagree	13	12%
2. Disagree	40	37%
3. Agree	24	22%
4. Strongly Agree	31	29%
Total Responses:	108	
Mean: 2.68	Standard Deviation: 1.02	

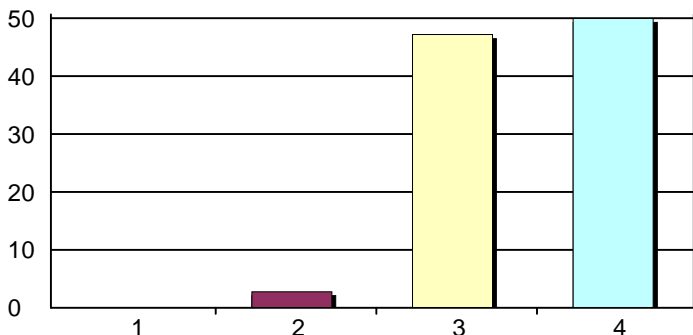
Report Title

11. I understand the role of the Home & School Association in the school community.



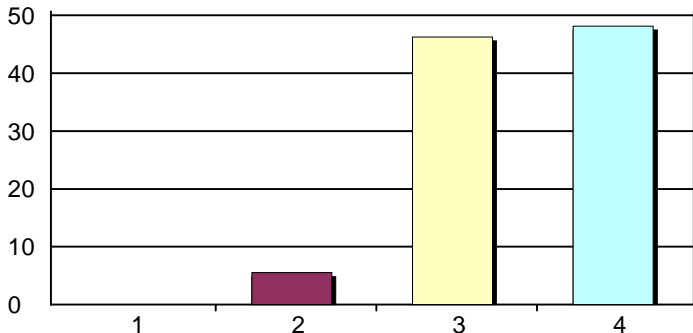
1. Strongly Disagree	2	2%
2. Disagree	26	24%
3. Agree	50	46%
4. Strongly Agree	30	28%
Total Responses:	108	
Mean: 3.00	Standard Deviation: 0.77	

12. The communication from the school to home is adequate.



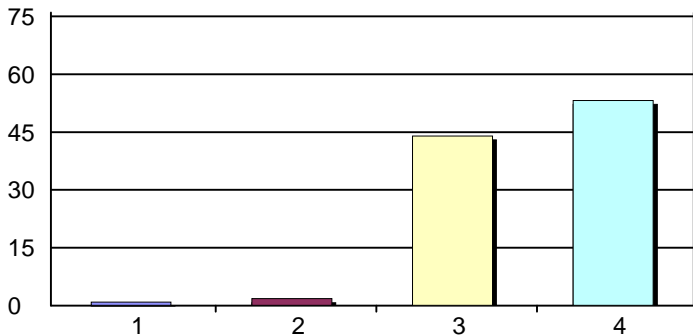
1. Strongly Disagree	0	0%
2. Disagree	3	3%
3. Agree	51	47%
4. Strongly Agree	54	50%
Total Responses:	108	
Mean: 3.47	Standard Deviation: 0.55	

13. Parent input is valued at St. Pius X.



1. Strongly Disagree	0	0%
2. Disagree	6	6%
3. Agree	50	46%
4. Strongly Agree	52	48%
Total Responses:	108	
Mean: 3.43	Standard Deviation: 0.60	

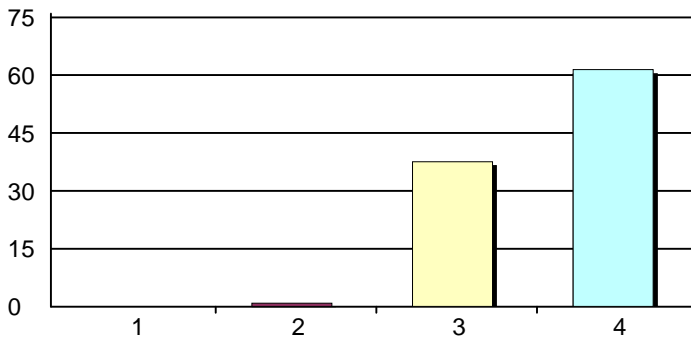
14. As a parent, I understand that fundraising is a necessary component of my commitment to St. Pius X



1. Strongly Disagree	1	1%
2. Disagree	2	2%
3. Agree	48	44%
4. Strongly Agree	58	53%
Total Responses:	109	
Mean: 3.50	Standard Deviation: 0.59	

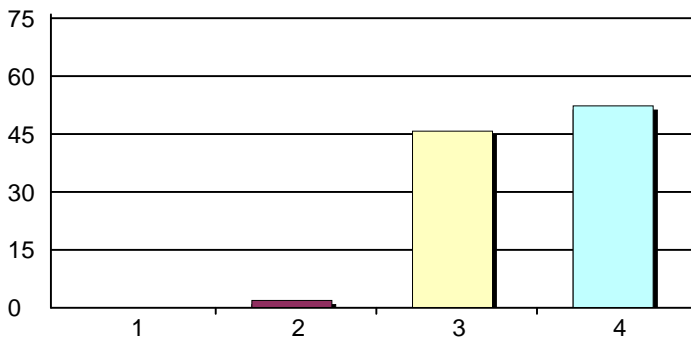
Report Title

15. I am satisfied with the quality of religious education my child receives.



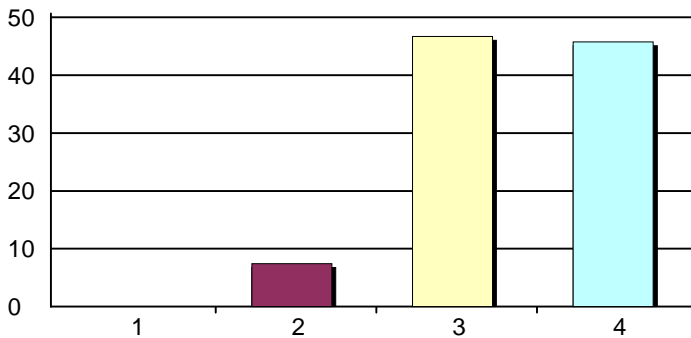
1. Strongly Disagree	0	0%
2. Disagree	1	1%
3. Agree	41	38%
4. Strongly Agree	67	61%
Total Responses:	109	
Mean: 3.61	Standard Deviation: 0.51	

16. Concerns expressed to the principal are addressed in a timely manner.



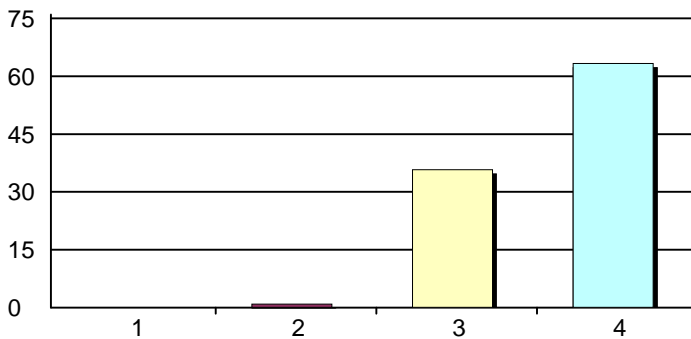
1. Strongly Disagree	0	0%
2. Disagree	2	2%
3. Agree	49	46%
4. Strongly Agree	56	52%
Total Responses:	107	
Mean: 3.50	Standard Deviation: 0.54	

17. Teachers employ a variety of teaching methods in an effort to appeal to different learning styles.



1. Strongly Disagree	0	0%
2. Disagree	8	7%
3. Agree	50	47%
4. Strongly Agree	49	46%
Total Responses:	107	
Mean: 3.38	Standard Deviation: 0.62	

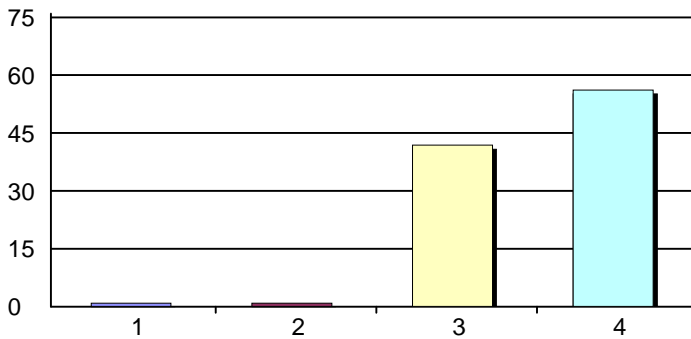
18. Parent - Student - Teacher Conferences provide valuable information to me regarding my child's academic development.



1. Strongly Disagree	0	0%
2. Disagree	1	1%
3. Agree	39	36%
4. Strongly Agree	69	63%
Total Responses:	109	
Mean: 3.62	Standard Deviation: 0.51	

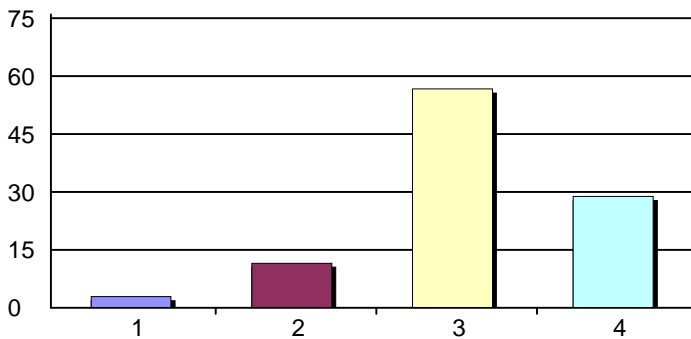
Report Title

19. The quality of a service experience is more important than the quantity of the experience.



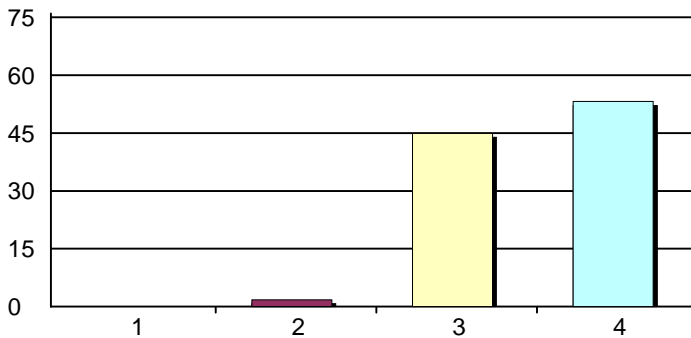
1. Strongly Disagree	1	1%
2. Disagree	1	1%
3. Agree	44	42%
4. Strongly Agree	59	56%
Total Responses:	105	
Mean: 3.53	Standard Deviation: 0.57	

20. Home & School Association meetings serve a useful purpose.



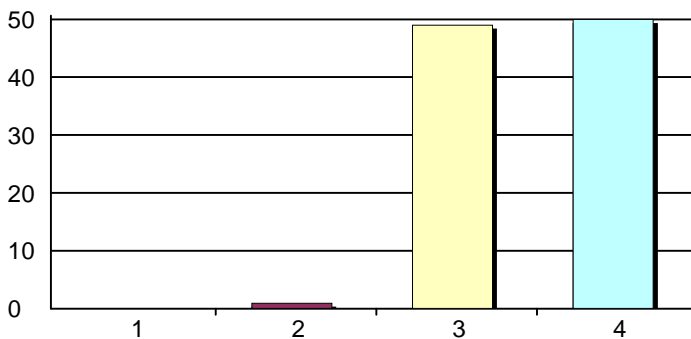
1. Strongly Disagree	3	3%
2. Disagree	12	12%
3. Agree	59	57%
4. Strongly Agree	30	29%
Total Responses:	104	
Mean: 3.12	Standard Deviation: 0.71	

21. Concerns expressed to a teacher are responded to in a timely manner.



1. Strongly Disagree	0	0%
2. Disagree	2	2%
3. Agree	49	45%
4. Strongly Agree	58	53%
Total Responses:	109	
Mean: 3.51	Standard Deviation: 0.54	

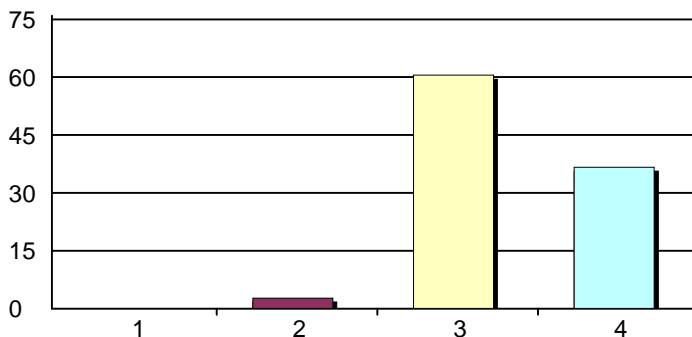
22. The core academic content areas are math, reading, science, language arts, and social studies. Overall I am satisfied with the quality of the education in the core academic content areas that my child receives.



1. Strongly Disagree	0	0%
2. Disagree	1	1%
3. Agree	51	49%
4. Strongly Agree	52	50%
Total Responses:	104	
Mean: 3.49	Standard Deviation: 0.52	

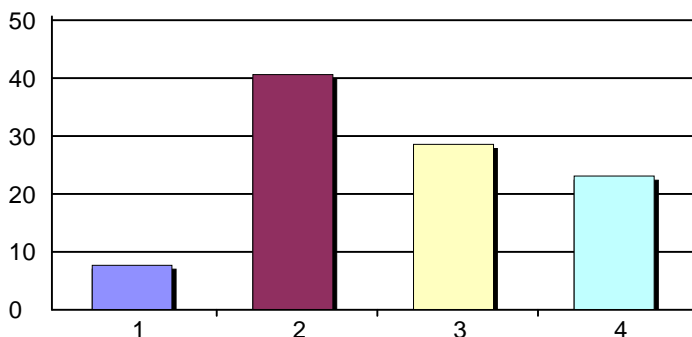
Report Title

23. Students treat each other with respect at St. Pius X.



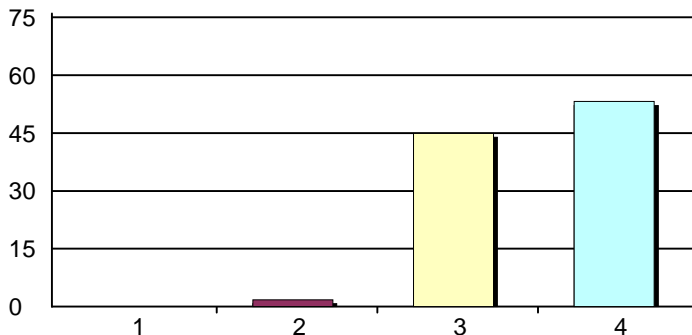
1. Strongly Disagree	0	0%
2. Disagree	3	3%
3. Agree	66	61%
4. Strongly Agree	40	37%
Total Responses:	109	
Mean: 3.34	Standard Deviation: 0.53	

24. I access WebGrader at least once per month. (Applicable to grades 1 - 8.)



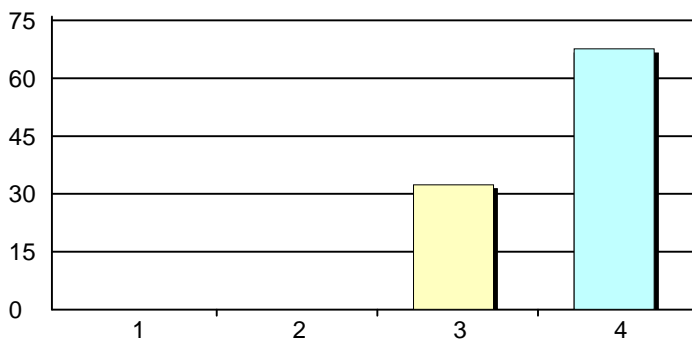
1. Strongly Disagree	7	8%
2. Disagree	37	41%
3. Agree	26	29%
4. Strongly Agree	21	23%
Total Responses:	91	
Mean: 2.67	Standard Deviation: 0.92	

25. The school building is generally clean and kept in good condition.



1. Strongly Disagree	0	0%
2. Disagree	2	2%
3. Agree	49	45%
4. Strongly Agree	58	53%
Total Responses:	109	
Mean: 3.51	Standard Deviation: 0.54	

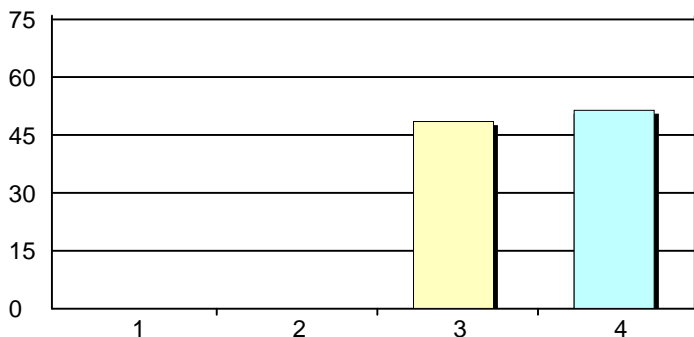
26. Students are expected to take responsibility for their behavior at St. Pius X.



1. Strongly Disagree	0	0%
2. Disagree	0	0%
3. Agree	35	32%
4. Strongly Agree	73	68%
Total Responses:	108	
Mean: 3.68	Standard Deviation: 0.47	

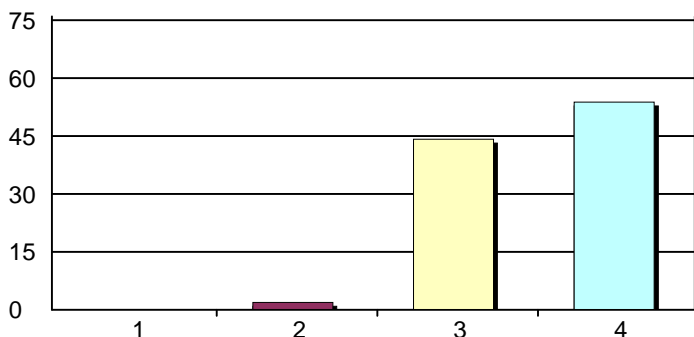
Report Title

27. Service to others may require a legitimate sacrifice of time and / or talent of the server.



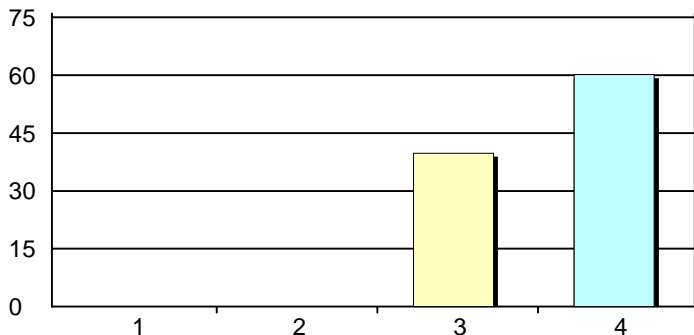
1. Strongly Disagree	0	0%
2. Disagree	0	0%
3. Agree	50	49%
4. Strongly Agree	53	51%
Total Responses:	103	
Mean: 3.51	Standard Deviation: 0.50	

28. Teachers are willing to spend extra time to meet individual student's needs.



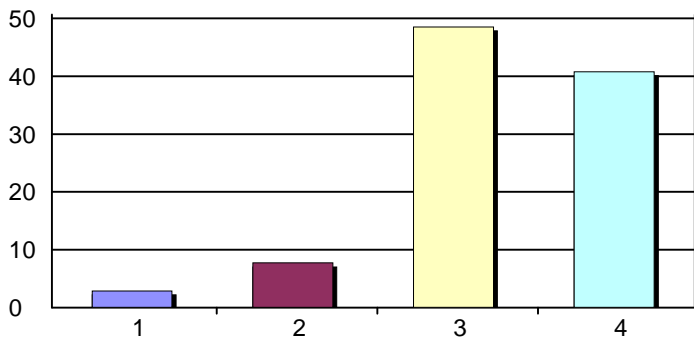
1. Strongly Disagree	0	0%
2. Disagree	2	2%
3. Agree	46	44%
4. Strongly Agree	56	54%
Total Responses:	104	
Mean: 3.52	Standard Deviation: 0.54	

29. Parent - Student - Teacher Conferences provide valuable information to me regarding my child's overall development.



1. Strongly Disagree	0	0%
2. Disagree	0	0%
3. Agree	43	40%
4. Strongly Agree	65	60%
Total Responses:	108	
Mean: 3.60	Standard Deviation: 0.49	

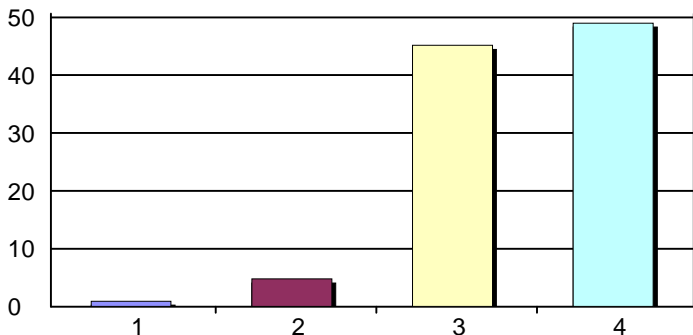
30. My child is being taught good study skills.



1. Strongly Disagree	3	3%
2. Disagree	8	8%
3. Agree	50	49%
4. Strongly Agree	42	41%
Total Responses:	103	
Mean: 3.27	Standard Deviation: 0.73	

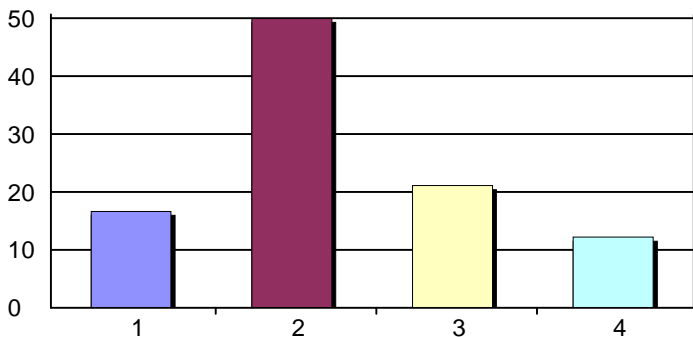
Report Title

31. Overall I am satisfied with the quality of the education in the art program that my child receives.



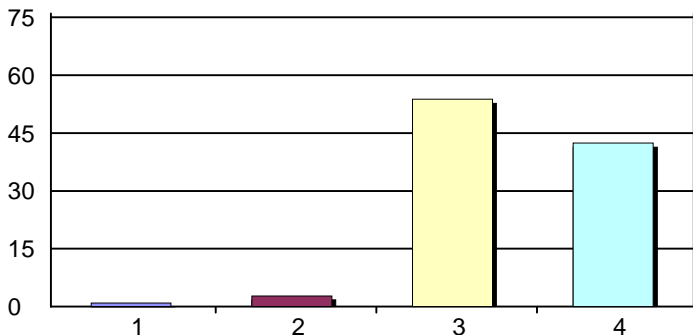
1. Strongly Disagree	1	1%
2. Disagree	5	5%
3. Agree	47	45%
4. Strongly Agree	51	49%
Total Responses:	104	
Mean: 3.42	Standard Deviation: 0.63	

32. I access WebGrader at least once per week. (Applicable to grades 1 - 8.)



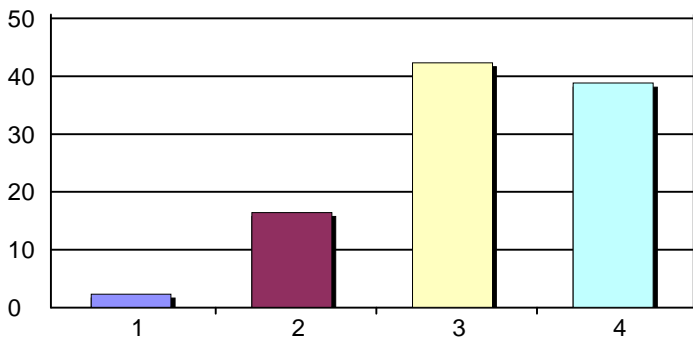
1. Strongly Disagree	15	17%
2. Disagree	45	50%
3. Agree	19	21%
4. Strongly Agree	11	12%
Total Responses:	90	
Mean: 2.29	Standard Deviation: 0.89	

33. My child is appropriately challenged academically at St. Pius X.



1. Strongly Disagree	1	1%
2. Disagree	3	3%
3. Agree	57	54%
4. Strongly Agree	45	42%
Total Responses:	106	
Mean: 3.38	Standard Deviation: 0.59	

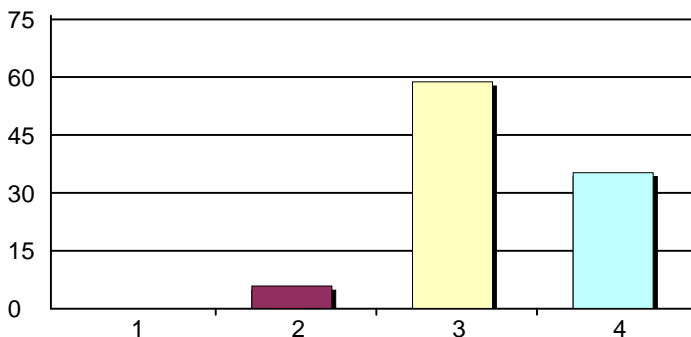
34. The Accelerated Reader Program is a valuable supplement to my child's reading education.



1. Strongly Disagree	2	2%
2. Disagree	14	16%
3. Agree	36	42%
4. Strongly Agree	33	39%
Total Responses:	85	
Mean: 3.18	Standard Deviation: 0.79	

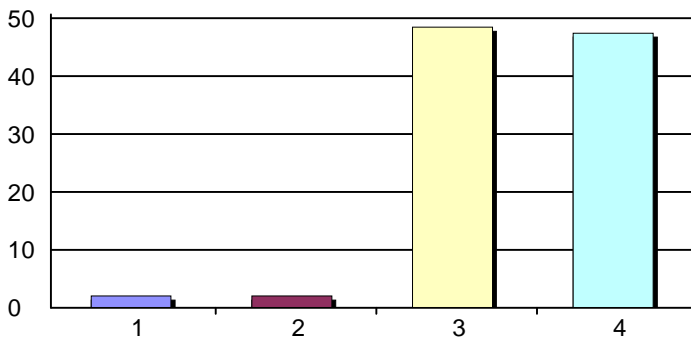
Report Title

35. Teachers utilize a consistently applied system of discipline.



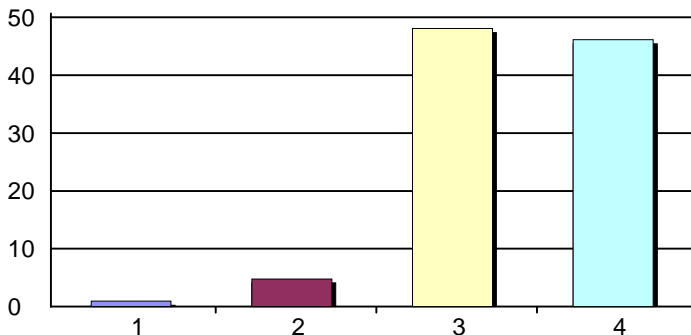
1. Strongly Disagree	0	0%
2. Disagree	6	6%
3. Agree	60	59%
4. Strongly Agree	36	35%
Total Responses:	102	
Mean:	3.29	Standard Deviation: 0.57

36. The server often benefits more than those served by the experience.



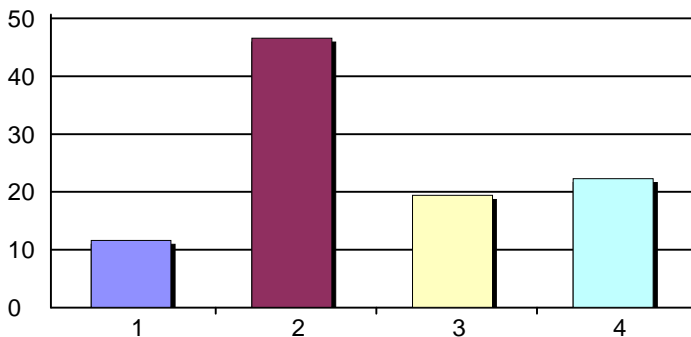
1. Strongly Disagree	2	2%
2. Disagree	2	2%
3. Agree	48	48%
4. Strongly Agree	47	47%
Total Responses:	99	
Mean:	3.41	Standard Deviation: 0.64

37. Overall I am satisfied with the quality of the education in the physical education program that my child receives.



1. Strongly Disagree	1	1%
2. Disagree	5	5%
3. Agree	50	48%
4. Strongly Agree	48	46%
Total Responses:	104	
Mean:	3.39	Standard Deviation: 0.63

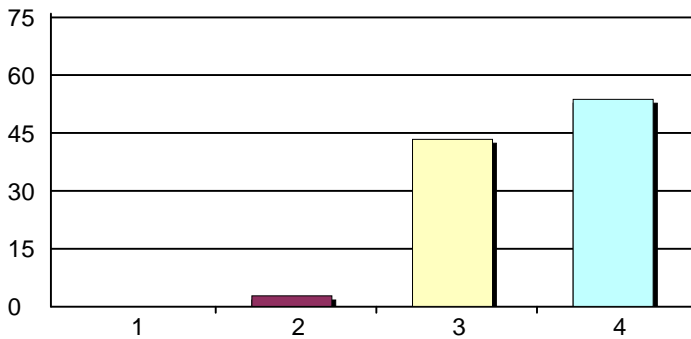
38. I access the St. Pius X website for information at least once per week.



1. Strongly Disagree	12	12%
2. Disagree	48	47%
3. Agree	20	19%
4. Strongly Agree	23	22%
Total Responses:	103	
Mean:	2.52	Standard Deviation: 0.97

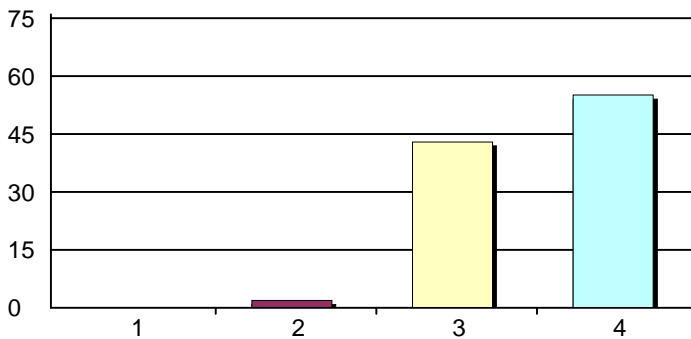
Report Title

39. Concerns expressed to the school office are addressed in a timely manner.



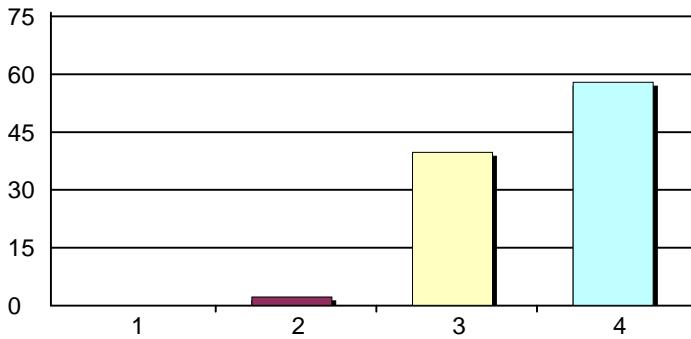
1. Strongly Disagree	0	0%
2. Disagree	3	3%
3. Agree	46	43%
4. Strongly Agree	57	54%
Total Responses:	106	
Mean: 3.51	Standard Deviation: 0.56	

40. Boys and girls are treated equally at St. Pius X.



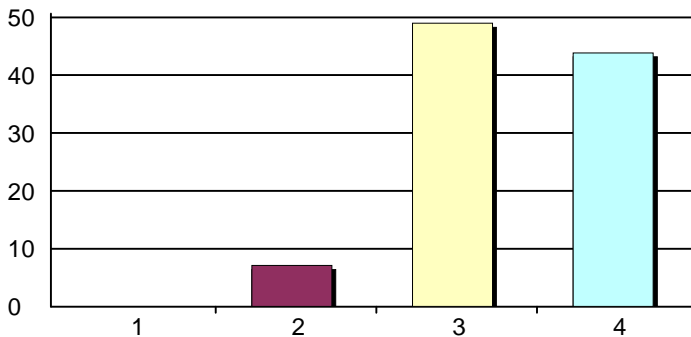
1. Strongly Disagree	0	0%
2. Disagree	2	2%
3. Agree	46	43%
4. Strongly Agree	59	55%
Total Responses:	107	
Mean: 3.53	Standard Deviation: 0.54	

41. My child should be an active participant in Parent - Student - Teacher Conferences at an age-appropriate level. (We currently do this in grades 3 - 8.)



1. Strongly Disagree	0	0%
2. Disagree	2	2%
3. Agree	35	40%
4. Strongly Agree	51	58%
Total Responses:	88	
Mean: 3.56	Standard Deviation: 0.54	

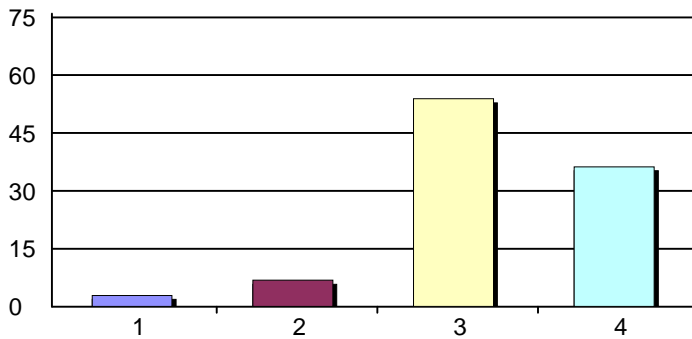
42. The school's hot lunch program meets my expectations.



1. Strongly Disagree	0	0%
2. Disagree	7	7%
3. Agree	48	49%
4. Strongly Agree	43	44%
Total Responses:	98	
Mean: 3.37	Standard Deviation: 0.62	

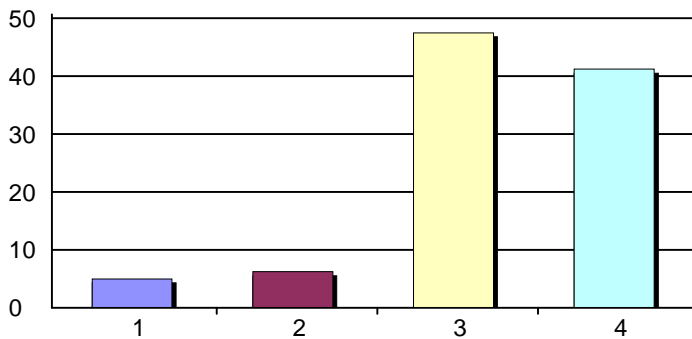
Report Title

43. Overall I am satisfied with the quality of the education in the music program that my child receives.



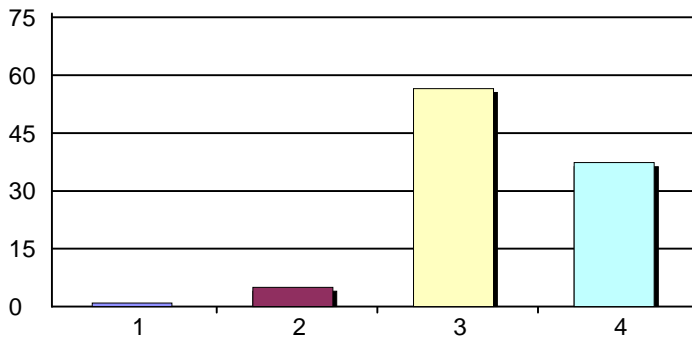
1. Strongly Disagree	3	3%
2. Disagree	7	7%
3. Agree	55	54%
4. Strongly Agree	37	36%
Total Responses:	102	
Mean: 3.24	Standard Deviation: 0.71	

44. I understand how the Simple Solutions Math Program works. (Applicable to grades 2 - 8.)



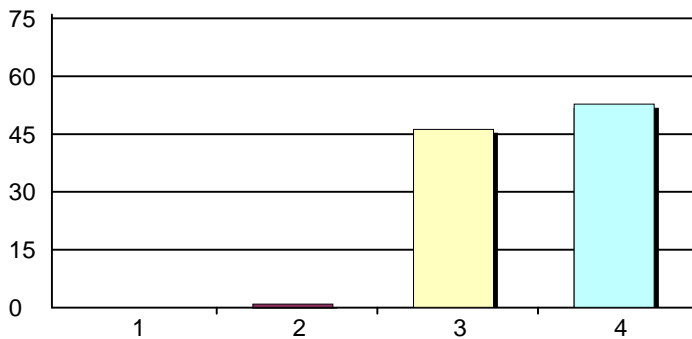
1. Strongly Disagree	4	5%
2. Disagree	5	6%
3. Agree	38	48%
4. Strongly Agree	33	41%
Total Responses:	80	
Mean: 3.25	Standard Deviation: 0.79	

45. Reflection is an important component of the service experience.



1. Strongly Disagree	1	1%
2. Disagree	5	5%
3. Agree	56	57%
4. Strongly Agree	37	37%
Total Responses:	99	
Mean: 3.30	Standard Deviation: 0.61	

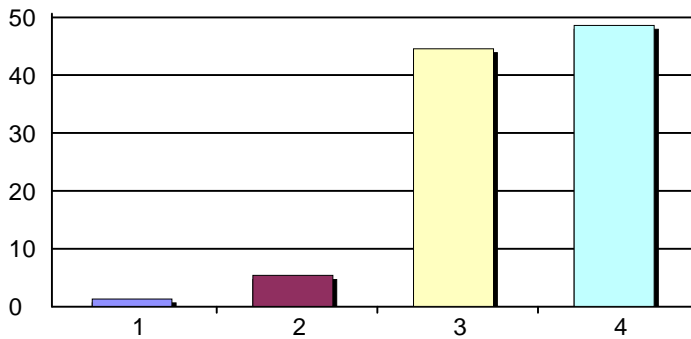
46. Teachers are readily available and respond to questions in a timely manner.



1. Strongly Disagree	0	0%
2. Disagree	1	1%
3. Agree	50	46%
4. Strongly Agree	57	53%
Total Responses:	108	
Mean: 3.52	Standard Deviation: 0.52	

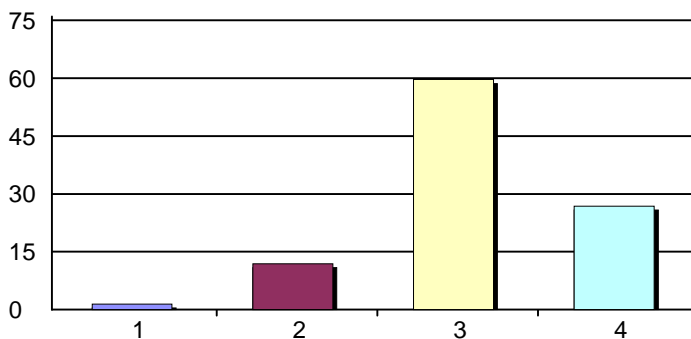
Report Title

47. The Simple Solutions Math Program is a valuable supplement to my child's math education. (Applicable to grades 2 - 8.)



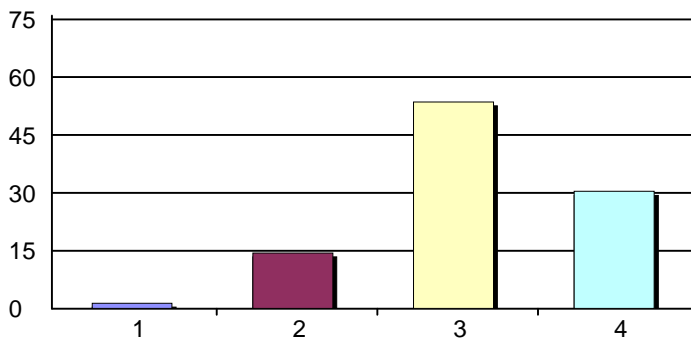
1. Strongly Disagree	1	1%
2. Disagree	4	5%
3. Agree	33	45%
4. Strongly Agree	36	49%
Total Responses:	74	
Mean: 3.41	Standard Deviation: 0.66	

48. Information provided by the school regarding my child's performance on the Iowa Test of Basic Skills is adequate. (We test grades 3 - 7).



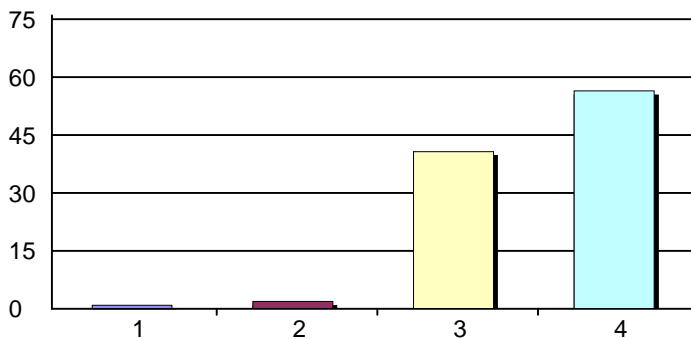
1. Strongly Disagree	1	1%
2. Disagree	8	12%
3. Agree	40	60%
4. Strongly Agree	18	27%
Total Responses:	67	
Mean: 3.12	Standard Deviation: 0.66	

49. I understand what the results of the Iowa Tests of Basic Skills say about my child's academic performance. (We test grades 3 - 7).



1. Strongly Disagree	1	1%
2. Disagree	10	14%
3. Agree	37	54%
4. Strongly Agree	21	30%
Total Responses:	69	
Mean: 3.13	Standard Deviation: 0.71	

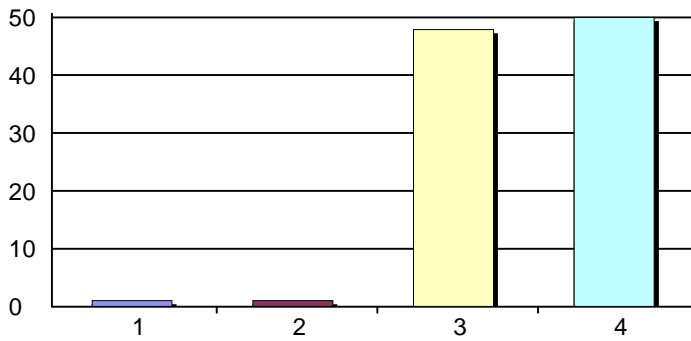
50. The principal provides effective leadership for the school.



1. Strongly Disagree	1	1%
2. Disagree	2	2%
3. Agree	44	41%
4. Strongly Agree	61	56%
Total Responses:	108	
Mean: 3.53	Standard Deviation: 0.59	

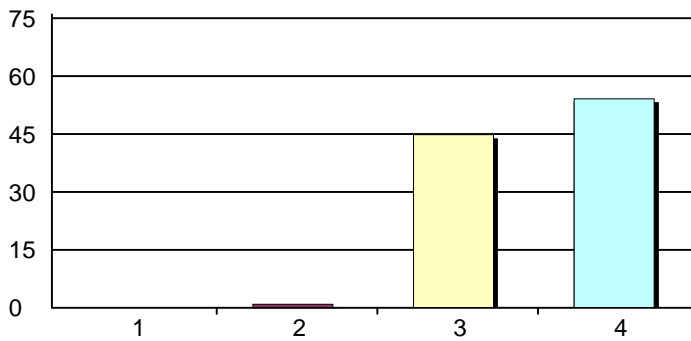
Report Title

51. St. Pius X is adequately preparing my child for high school.



1. Strongly Disagree	1	1%
2. Disagree	1	1%
3. Agree	45	48%
4. Strongly Agree	47	50%
Total Responses:	94	
Mean: 3.47	Standard Deviation: 0.58	

52. St. Pius X provides a good dollar value for my child's education.



1. Strongly Disagree	0	0%
2. Disagree	1	1%
3. Agree	48	45%
4. Strongly Agree	58	54%
Total Responses:	107	
Mean: 3.53	Standard Deviation: 0.52	